

TrendeeVerse

COLLECTIONS

SIZE CHART



Halter Pencil Cut Dress , With 3 D Handmade Embroidery , Swarovski Crystals

SKU : TV00156FDES

Please type your details , then print or save and send to: director@fte.ae




NAME: _____







PHONE NUMBER: _____






Email: _____






BODY PART TO BE MEASURED	DESCRIPTION / GUIDE	YOUR MEASUREMENT	ADDITIONAL REMARKS
Shoulder	Refer to No. 1 in Measurement chart		
Neckline Front Deep	Refer to No. 10 in Measurement chart		
Neckline Back Deep	Refer to No. 9 in Measurement chart		
Carrure Front	Refer to No. 11 in Measurement chart		
Carrure Back	Refer to No. 12 in Measurement chart		
Breast Point	Refer to No. 13 in Measurement chart		
Breast Distance	Refer to No. 14 in Measurement chart		
Breast Down Empire	Refer to No. 15 in Measurement chart		
Empire Round	Refer to No. 16 in Measurement chart		
Upper Breast /Chest	Refer to No. 17 in Measurement chart		







Breast	Refer to No. 18 in Measurement chart		
Waistline	Refer to No. 19 in Measurement chart		
Figure Front	Refer to No. 20 in Measurement chart		
Figure Back	Refer to No. 21 in Measurement chart		
Skirt Length	Refer to No. 24 in Measurement chart		
Full Length	Refer to No. 25 in Measurement chart		






MEASUREMENT CHART			
	BODY PART TO BE MEASURED	IMAGE	DESCRIPTION
1.	Shoulder (Front)		Measure straight from the edge of the left shoulder across to the edge of the right as shown in the photo
	Shoulder (Back)		Measure straight from the edge of the left shoulder across to the edge of the right
2.	Off Shoulder		Measure from the edge of one shoulder then wrap around the chest and back to the same shoulder, 360 degrees. Ensure the right fit as this is the off shoulder measurement

			
3.	Short Sleeves		Measure from the edge of the shoulder up to the length of the sleeves ex. $\frac{3}{4}$ sleeves , full arm sleeves
4.	$\frac{1}{4}$ Sleeves		
5.	Full Sleeves		
6.	Arm Hole	 	Wrap the measuring tape measure tape around the armpit or axilla across the outside edge of shoulder. As shown in the photo

<p>7.</p>	<p>Muscle 5</p>		<p>Stand up straight with one arm relaxed, and find the midpoint between the shoulder bone and the elbow of that arm. Wrap the measuring tape around the arm (biceps)</p>
<p>8.</p>	<p>Cuffs</p>		<p>Wrap the measuring tape around your wrist</p>
<p>9.</p>	<p>Neckline Back width “back neck depth measurement</p>		<p>Measure from the joint where the neck and shoulder meet , going down to how deep your back neckline would be</p>
<p>10.</p>	<p>Neckline front deep V Neckline</p>		<p>Place the measuring tape around the neck at the height where the collar would normally rest, up to how deep is the V neckline</p>
<p>11.</p>	<p>Carrure Front</p>		<p>Face front, measure from the upper fold of the right armpit across the chest to the left upper fold of the left armpit</p>

12.	Carrure Back		Back side , measure from the upper fold of the right armpit across the chest to the left upper fold of the left armpit
13.	Breast Point		Measure from mid shoulder to top of nipple
14.	Breast Distance		Measure from top of nipple A to nipple B, nipple to nipple
15.	Breast Down Empire		Measure from middle of the shoulder to under the breast including the breast form
16.	Empire Round		Measure the entire chest 360 degrees under the breast. Measure from the middle of the chest under the breast, and around the chest and back to the starting point

			
17.	Upper Breast /Chest		Measure the entire chest 360 degrees on top of the breast. Measure from the middle of the chest on top of the breast and around the chest and back to the starting point
18.	Breast		Measure from nipple line then around chest , 360 degrees around the body , then
19.	Waistline		Measure the full waistline around the body
20.	Figure Front		Measure from middle of the shoulder to the waistline while facing front
21.	Figure Back		Measure from middle of the shoulder to the waistline while on the backside

22.	First Hip		Measure around the upper hips
23.	Second Hip	 	Measure around the lower hips middle buttocks area , 360 degrees
24.	Skirt Length		Measure from the waistline then down to the length of the skirt
25.	Full Length		Measure from the shoulder to the floor